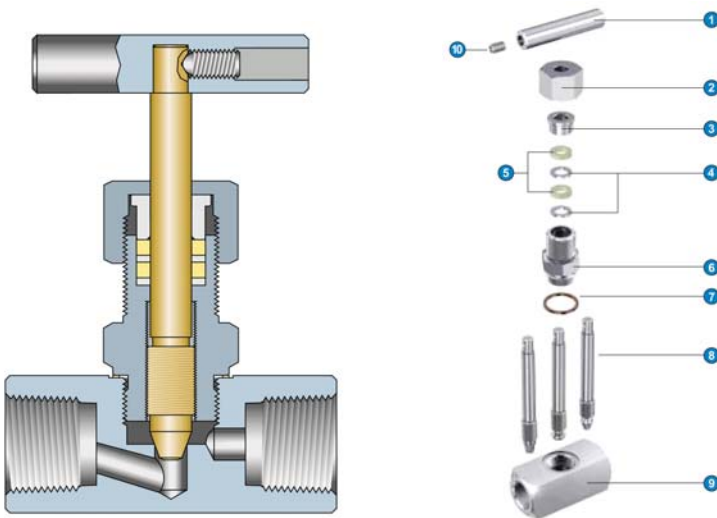


SNV Screwed Bonnet Needle Valves

Features

- Working pressure up to 10,000 psig(689bar).
- Temperature rating from -65°F to 450°F(-54°C to 232°C) with standard PTFE packing, and up to 1200°F(648C) with optional Grafoil packing.
- Body material available in 316SS, Carbon Steel.
- 100% factory tested.

Material of Construction



Description	Material
1 Handle	SS304
2 Set Screw	SS304
3 Lock Nut	SS304
4 Packing Bolt	SS316
5 Packing Gland	SS316
6 Packing Washer	SS316
7 Packing	PTFE
A Bonnet	SS316
8 B Stem	SS316
C Vee Tip	454
9 Ball Tip	4545
10 Stop Pin	SS304

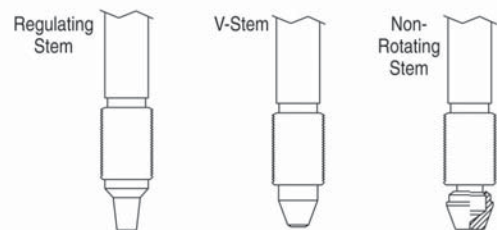
ALTERNATIVE STEMS

LOCK-FIT Needle Valves are available with a choice of stem-tip options to allow greater flexibility.

Regulating: Used where some degree of flow control is required.

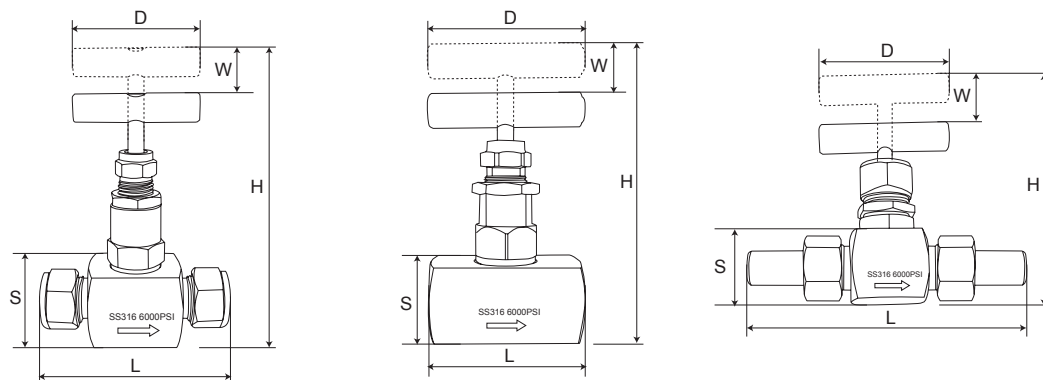
V-Stem: A standard stem tip used for general-purpose liquids and gases.

Non-Rotating: Typically used in high-cycle applications to extend valve life. It is designed to prevent galling between the seat and stem.



MODEL & EXTERNAL DIMENSION





SNV TUBE END NEEDLE VALVE DIMENSION

Model No.	Tube End Type		Discharge	L	H	D	S	W
	Dimensions	OD						
SNV-02OD	1/4"	6.35	3	70	65	55	22	6
SNV-03OD	3/8"	9.52	5	70	65		22	
SNV-04OD	1/2"	12.7	8	76	97		28	
SNV-06OD	3/4"	19.05	10	89	119		38	
SNV-08OD	1"	25.4	12	90	120.5		41	
SNV-6OD	6mm	6mm	3	70	65		22	
SNV-8OD	8mm	8mm	4	70	65		22	
SNV-10OD	10mm	10mm	6	70	65		22	
SNV-12OD	12mm	12mm	8	76	97		28	
SNV-14OD	14mm	14mm	9	76	97		28	
SNV-16OD	16mm	16mm	10	76	97		28	
SNV-18OD	18mm	18mm	12	89	119		38	
SNV-20OD	20mm	20mm	12	89	119		38	
SNV-22OD	22mm	22mm	12	89	119		38	
SNV-25OD	25mm	25mm	12	90	120.5		41	

SNV THREAD NEEDLE VALVE DIMENSION

Model No.	P	Discharge	L	H	D	S	W
SNV-02F	1/4"	6	55	65	55	22	6
SNV-02M	1/4"	6	55	65		22	
SNV-03F	3/8"	6	55	65		22	
SNV-03M	3/8"	6	55	65		22	
SNV-04F	1/2"	8	55	97		28	
SNV-04M	1/2"	8	65	97		28	
SNV-06F	3/4"	10	71	119		38	
SNV-08F	1"	12	71	120.5		41	

SNV WELD NEEDLE VALVE DIMENSION

Model No.	Weld Type		Discharge	L	H	D	S	W
	Dimensions	OD						
SNV-10W/SW	10mm	Φ10	6	115	65	55	22	6
SNV-12W/SW	12mm	Φ12	8	115	97		28	
SNV-14W/SW	14mm	Φ14	9	115	97		28	
SNV-16W/SW	16mm	Φ16	12	133	119		38	

All dimensions are in millimeters unless otherwise specified, only for reference subject to change.

ORDERING INFORMATION

SNV	02	OD	B/H
Type	Dimensions		Option
SNV= Screwed Bonnet Needle Valves	02=1/4" 03=3/8" 04=1/2" 06=3/4" 08=1"	6=6mm 8=8mm 10=10mm 12=12mm 14=14mm 16=16mm 18=18mm 20=20mm 22=22mm 25=25mm	Connection Type OD=Tube And Connection F/M=Thread Connection W=Butt Welding Connection SW=Socket Welding Connection
			B=Bleed H=High Temperature 450°C